

Right tree, right place

When selecting a new tree to plant, we recommend the "Right Tree, Right Place" approach. By picking the proper species and planting procedure, you can increase public safety, reduce power outages, reduce the need for routine pruning and promote healthy, beautiful trees.

If you decide to plant trees under or next to power lines:

Choose small trees (up to 25 feet high at maturity) for planting under or next to overhead power lines as they will seldom need to be pruned for line clearance.

See www.eweb.org/trees for a link to a list of power line friendly trees.

Underground lines

When landscaping or installing a fence -or other structure, remember that utility workers need clear access to pad-mounted transformers for underground power lines. Please keep at least six feet clear in front of the opening side of the transformer. In case of a transformer failure that requires repair or replacement, outages can be prolonged while crews remove landscaping or structures for access.

Utility poles

We are required to preserve clearance around utility poles for maintenance and emergency access. Plant all perennial, woody vegetation at least three feet from utility poles for access and to reduce the need for routine pruning.

Trees and safety

When pruning or removing a tree, safety should be your main concern. Before you begin work on a tree, survey the area for overhead power lines. If you see lines in or near the tree you are planning to work on, please get in touch with us. Avoid working near power lines as contact can cause serious injury or death.

NEVER PRUNE TREES NEAR POWER LINES YOURSELF.

Important safety tips:

- Look up and live! Watch for overhead power lines when moving ladders or tools.
- Inspect your trees in the fall before winter weather arrives. And after a storm with wind, ice or snow survey your trees for damage. Give us a call if trees or branches near power lines appear hazardous or damaged.
- Do not let children play near power lines. Even if a tree isn't touching the lines, a child's weight on a branch could bring it in contact with a live line.

CONTACT

FOR TREE TRIMMING REQUESTS

OR MORE INFORMATION,

MAKE OUR WEBSITE YOUR FIRST STOP

www.eweb.org/trees

Or call 541-685-7000

and follow the prompts to
"vegetation management"

tree.trimming@eweb.org

Tree Management Program



www.eweb.org/trees

Trees & power lines

Trees are an important part of the urban landscape. In fact, the Arbor Day Foundation has designated Eugene as a "Tree City USA Community" for more than 30 years. Trees provide an important economic, aesthetic and emotional value to our community.

At the same time, we all desire and rely on the quality of life that electricity provides. Trees are a major cause of power outages in the Eugene area. To help prevent tree-related outages we proactively prune trees to help keep our equipment clear.

Our program aims to maximize public safety, electric reliability, tree health and customer satisfaction.

Safe and reliable

EWEB routinely inspects the vegetation near electrical lines to ensure the safety and reliability of our service.

Pruning

EWEB utilizes American National Standards Institute (ANSI) A300 Pruning Standards designed to protect tree health.

When pruning, EWEB attempts to create about four years of growth clearance between trees and electrical lines. Clearance is based on species and growth rate. Four years of clearance often cannot be provided on faster growing species, or species planted in close proximity to electrical lines.

If trees have a mature height of more than 20 feet, or are of a fast growing species, removal may be recommended. If this is the case, a representative will discuss this with you.

Wood chips from EWEB pruning may be available. Contact the Vegetation Management line or representative for details.

How we prune trees

Vertical tree stems and horizontal branches that conflict with wires are cut back to where the branches meet the trunk or to a larger "parent" branch that is not directed toward the wires.


Over time, these trees will be healthier, will live longer, and will require less frequent pruning, reducing maintenance costs.

Examples of pruning

Crown Reduction involves cutting back portions of a tree's upper crown, creating space for overhead power lines.



Example 1




Example 2

Side Pruning consists of cutting back or removing side branches.



Example 1



Example 2

Trees and safety

When pruning or removing a tree, safety should be your main concern.

Never prune trees near power lines yourself. Contact us to request tree trimming services.

Before you begin work on a tree, survey the area for overhead power lines. If you see lines in or near the tree you are planning to work on, please get in touch with us. Avoid working near power lines as contact can cause serious injury or death.

Important safety tips:

- Look up and live! Watch for overhead power lines when moving ladders or tools.
- Inspect your trees in the fall before winter weather arrives. And after a storm with wind, ice or snow survey your trees for damage. Give us a call if trees or branches near power lines appear hazardous or damaged.
- Do not let children play near power lines. Even if a tree isn't touching the lines, a child's weight on a branch could bring it in contact with a live line.

Request tree trimming



Call 541-685-7148



Request tree trimming online at eweb.org/trees




Eugene Water & Electric Board

500 E. 4th Avenue
Eugene, OR 97401
541-685-7000

Relyon us.

Trees and Power Lines

Reducing outages & maintaining safety with preventive tree trimming



Safety and reliability



Trees are an important part of the urban landscape. In fact, the Arbor Day Foundation has designated Eugene as a "Tree City USA Community" for more than 30 years. Trees provide an important economic, aesthetic and emotional value to our community.

At the same time, trees are a major cause of power outages in the Eugene area. To help prevent tree-related outages we proactively prune trees to help keep our equipment clear.

Crews trim around 300 line miles of vegetation annually to minimize falling trees and branches.

Our program aims to maximize public safety, electric reliability, tree health and customer satisfaction.

Right tree, right place

By picking the proper species and planting procedure, you can increase public safety, reduce power outages, reduce the need for routine pruning and promote healthy, beautiful trees.

If you decide to plant trees under or next to power lines, choose small trees (up to 25 feet high at maturity) as they will seldom need to be pruned for line clearance.

See web.org/trees for a list of power line-friendly trees.



Maintain proper clearance for underground lines and utility poles

In an outage, restoration can be delayed while crews remove landscaping or structures for access.

Utility workers need clear access to pad-mounted transformers for underground power lines. Please keep at least six feet clear in front of the opening side of the transformer.

We are required to preserve clearance around utility poles for maintenance and emergency access. Plant all perennial, woody vegetation at least three feet from utility poles for access and to reduce the need for routine pruning.

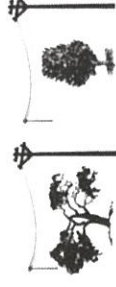
How we prune

EWEB utilizes American National Standards Institute (ANSI) A300 Pruning Standards designed to protect tree health.

When pruning, we attempt to create about four years of growth clearance between trees and electrical lines. Clearance is based on species and growth rate. Four years of clearance often cannot be provided on faster growing species, or species planted in close proximity to electrical lines.

If trees have a mature height of more than 20 feet, or are of a fast growing species, removal may be recommended. If this is the case, a representative will discuss this with you.

Examples of pruning



Crown Reduction involves cutting back portions of a tree's upper crown, creating space for overhead power lines.



Side Pruning consists of cutting back or removing side branches.

Vertical tree stems and horizontal branches that conflict with wires are cut back to where the branches meet the trunk, or to a larger "parent" branch that is not directed toward the wires.

Over time, these trees will be healthier, will live longer, and will require less frequent pruning, reducing maintenance costs.