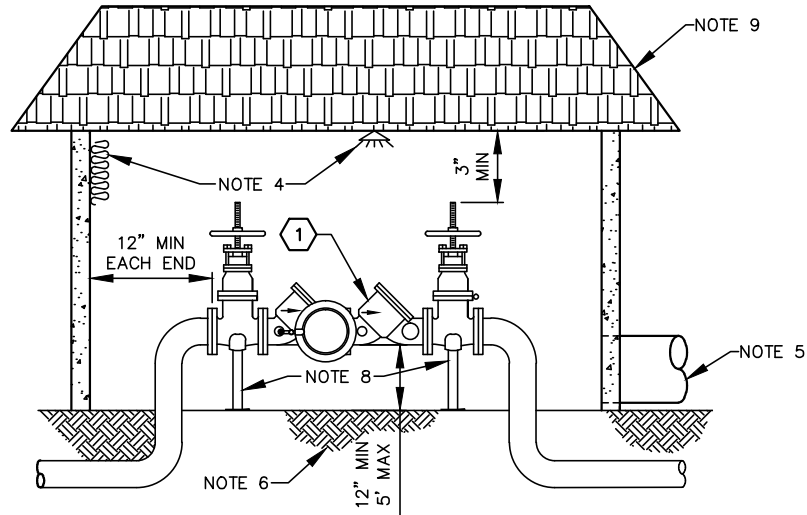


PLAN



ELEVATION

① APPROVED REDUCED PRESSURE BACKFLOW ASSEMBLY INCLUDING FACTORY SUPPLIED SHUT-OFF VALVES: AS LISTED ON THE CURRENTLY APPROVED BACKFLOW PREVENTION ASSEMBLIES LIST SPECIFIED BY OREGON HEALTH AUTHORITY.

PLUMBING FROM THE CONNECTION TO POTABLE WATER SUPPLY LINE TO THE ASSEMBLY REQUIRES A PLUMBING PERMIT AND MUST BE INSPECTED BEFORE COVERING.

AN INITIAL TEST PERFORMED BY A STATE CERTIFIED BACKFLOW ASSEMBLY TESTER IS REQUIRED AT THE TIME OF INSTALLATION, AT LEAST ANNUALLY THEREAFTER OR MORE FREQUENTLY AS REQUIRED BY THE WATER SUPPLIER.

COPIES OF COMPLETED TEST REPORT SHALL BE FURNISHED TO:
 THE OWNER
 THE WATER SUPPLIER, EWEB
 THE BUILDING OFFICIAL

CITY OF EUGENE BUILDING AND PERMITS REVIEW - SR

FUNC	BY	CHK	APP
DES	SLW		SLW
DWN	RS		SLW
SPONSOR		SLW	
DATE: 01/01/95			

WATER STANDARDS
 REGIONAL DESIGN STANDARDS
 REDUCED PRESSURE BACKFLOW ASSEMBLY
 2 1/2" - 10" ABOVE GROUND

EUGENE WATER & ELECTRIC BOARD - EUGENE, OREGON

SCALE: NTS

REV DATE	BY	CHK	APP
05/21/09	ESR		

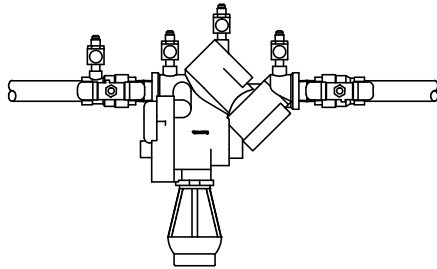
REMOVED SUB & RWD

DWG NO	REV
WD6-6.6500	4
1 of 2	

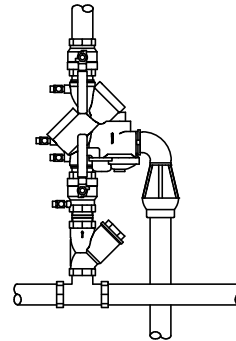
NOTES:

1. REDUCED PRESSURE BACKFLOW ASSEMBLY SHALL BE INSTALLED IN A LOCATION APPROVED BY EWEB, AND SHALL BE ABOVE THE 100-YEAR FLOOD PLAIN.
2. REDUCED PRESSURE BACKFLOW ASSEMBLY (RP) SHALL BE INSTALLED HORIZONTAL AND PLUMB, UNLESS SPECIFICALLY APPROVED FOR VERTICAL INSTALLATION AND,
 - a. IS RECOMMENDED BY THE MANUFACTURER FOR VERTICAL INSTALLATION,
 - b. IS INSTALLED VERTICAL AND PLUMB AND,
 - c. APPROVED IN A VERTICAL ORIENTATION AS LISTED ON THE CURRENTLY APPROVED BACKFLOW PREVENTION ASSEMBLIES LIST SPECIFIED BY OREGON HEALTH AUTHORITY.
3. ALL CLEARANCES PICTURED APPLY TO OUTSIDE, IN BUILDING, AND VAULT INSTALLATIONS.
4. RP SHALL BE WINTERIZED AND/OR PROTECTED FROM FREEZING. RP ABOVE GROUND ENCLOSURE SHALL INCLUDE INSULATION AND HEAT SOURCE.
5. RP ENCLOSURE SHALL INCLUDE A BORE-SIGHTED DRAIN TO DAYLIGHT CAPABLE OF DRAINING A FULL RELIEF VALVE DISCHARGE PER OPSC TABLE 7-4 (LENGTH OF DRAIN TO BE APPROVED BY EWEB).
6. COMPACTED GRAVEL OR UNDISTURBED BASE.
7. A DOOR OR OTHER ACCESS SHALL BE PROVIDED.
8. ALL ASSEMBLIES 2 1/2" OR LARGER SHALL HAVE VALVE SUPPORTS.
9. IF THE RP IS INSTALLED OUTSIDE AN ASSEMBLY ENCLOSURE IS REQUIRED. ALL STRUCTURES SHALL COMPLY WITH LOCAL BUILDING CODES.
10. INDOOR RP INSTALLATION REQUIREMENTS:
 - a. AIR-GAPPED DRAIN MANUFACTURED FOR THE RP MAKE AND MODEL AND INSTALLED IN THE ORIENTATION SPECIFIED BY MANUFACTURER THAT IS CAPABLE OF DRAINING A FULL RELIEF VALVE DISCHARGE; OR
 - b. 2 TIMES DIAMETER OF EFFECTIVE OPENING WHEN NOT AFFECTED BY SIDEWALLS, 3 TIMES THE DIAMETER OF EFFECTIVE OPENING WHEN AFFECTED BY SIDEWALLS.
 - c. FLOOR DRAIN TO SANITARY SEWER CAPABLE OF DRAINING A FULL RELIEF VALVE DISCHARGE PER OPSC TABLE 7-4

HORIZONTAL AIR GAP INSTALLATION



VERTICAL AIR GAP INSTALLATION



ADDITIONAL CONSIDERATIONS FOR FIRE SERVICES:

1. FIRE SERVICE ASSEMBLIES SHALL BE INSTALLED WITHIN 10' OF EWEB POINT OF CONNECTION (GENERALLY LOCATED AT THE PROPERTY LINE).
2. ALL PIPING PRECEDING THE DOUBLE CHECK VALVE SHALL BE CONSTRUCTED OF POTABLE APPROVED MATERIAL PER OPSC TABLE 6-4
3. NO OUTLETS OR CONNECTIONS (INCLUDING HYDRANTS) WILL BE PERMITTED ON FIRE SERVICE LINES PRIOR TO BACKFLOW PREVENTION ASSEMBLIES.
4. ABOVE GROUND ENCLOSURES FOR FIRELINES SHALL INCLUDE INSULATION AND/OR HEAT SOURCE DESIGNED TO KEEP ENCLOSURE AT A MINIMUM TEMPERATURE OF 40 F (NFPA 8.16.4.1.3)
5. WHERE NON-FOOD GRADE ANTIFREEZE, CORROSION INHIBITORS, OR OTHER CHEMICALS ARE ADDED TO A FIRE PROTECTION SYSTEM A REDUCED PRESSURE BACKFLOW ASSEMBLY OR REDUCED PRESSURE DETECTOR ASSEMBLY SHALL BE USED.

REFERENCE: OREGON PLUMBING SPECIALTY CODE, CHAPTER 6 WATER SUPPLY AND DISTRIBUTION, 603.4.6.3; 603.4.6.4; 603.3.3; 603.3.4; 603.3.8; 603.4.18.3; TABLE 7-4

REFERENCE: OREGON ADMINISTRATIVE RULES 333-061-0070 (5) (12) (15); 333-061-0071 (10)

CITY OF EUGENE BUILDING AND PERMITS REVIEW - SR

FUNC	BY	CHK	APP	WATER STANDARDS REGIONAL DESIGN STANDARDS REDUCED PRESSURE BACKFLOW ASSEMBLY 2 1/2" - 10" ABOVE GROUND EUGENE WATER & ELECTRIC BOARD - EUGENE, OREGON	SCALE: NTS			
DES	SLW		SLW		REV DATE	BY	CHK	APP
DWN	RS		SLW		4/6/17	PWR		
SPONSOR		SLW			UPDATE NOTES			
DATE: 01/01/95					DWG NO			REV
				WD6-6.6500			4	
				2 of 2				